

TRACK CABLES

GAALFLEX® CHAIN T 87 C Lean

Continuously flexible PVC control cable with overall copper screen, DIN VDE 300/500 V UL/CSA 600 V






ELETTROTEK KABEL® GAALFLEX® CHAIN T 87 C Lean



Construction:

Conductor:	flexible red copper conductor Cl. 6, acc to IEC 60228, DIN VDE 0295
Insulation:	PVC compound
Colour cores:	black cores with consecutive numbers acc. to EN 50334, green-yellow from 3 cores
Stranding:	in layers
Wrapping:	non woven tape over each layer
Screen:	tinned copper braid
Wrapping:	non-woven tape
Outer sheath:	grey (RAL 7000 or 7001), PVC compound


Resistance:

	Self-extinguishing and flame retardant acc. to: DIN VDE 0482 part 265-2-1 EN 50265-2-1 IEC 60332-1-2 IEC 60332-3-24 UL VW-1, CSA FT1
	Oil resistance acc. to: DIN EN 50290-2-22 TM 54
	UV resistant / Sunlight resistant: acc. to ISO 4892-3

Technical data:

Nominal voltage:	DIN VDE: U ₀ /U 300/500 V UL: 600 V
Test voltage:	3 kV acc. to DIN VDE 0281 part 2 + HD 21.2
Temperature range	DIN VDE: -30°C up to +80°C UL/CSA: up to +90°C
<i>Fixed laying:</i>	-30°C up to +80°C
<i>Flexible installation:</i>	-5°C up to +80°C
Radiation resistance:	8 x 10 ⁷ cJ/kg
Min. bending radius	
<i>Continuously flexible:</i>	8 x d
Max speed (main application):	180 m/min

Features:

 AWM Style 2587 90°C 600V
CSA AWM I/II A/B 90°C 600V FT1 CE

very good flexibility

small outer diameter

small bending radius

good EMC characteristics

for SPEEDS and MINIMUM BENDING RADIUS see pages from 2 to 8 of catalogue

RoHS and CE approval



TRACK CABLES

GAALFLEX® CHAIN T 87 C Lean

Continuously flexible PVC control cable with overall copper screen, DIN VDE 300/500 V UL/CSA 600 V



ELETTROTEK KABEL® GAALFLEX® CHAIN T 87 C Lean



Part no.	No. of cores x cross section n x mm ²	Outer-Ø ca. mm ± 10%	Copper weight kg/km	Cable weight approx. kg/km	AWG no. *)
36380F51020A20	2 x 0,5	5,7	27	50	20
36380F50031A20	3 G 0,5	6,2	32	60	20
36380F50041A20	4 G 0,5	6,6	42	75	20
36380F50051A20	5 G 0,5	7,1	47	85	20
36380F50071A20	7 G 0,5	8,5	62	115	20
36380F50121A20	12 G 0,5	10,1	92	165	20
36380F50181A20	18 G 0,5	11,8	132	230	20
36380F50251A20	25 G 0,5	14,4	190	330	20
36380F51020A19	2 x 0,75	6,2	32	60	19
36380F50031A19	3 G 0,75	6,7	44	75	19
36380F50041A19	4 G 0,75	7,2	52	90	19
36380F50051A19	5 G 0,75	7,8	64	105	19
36380F50071A19	7 G 0,75	9,5	84	150	19
36380F50121A19	12 G 0,75	11,3	126	215	19
36380F50181A19	18 G 0,75	13,3	181	300	19
36380F50251A19	25 G 0,75	16,1	260	430	19
36380F51020A18	2 x 1	6,4	42	70	18
36380F50031A18	3 G 1	7	51	85	18
36380F50041A18	4 G 1	7,4	61	100	18
36380F50051A18	5 G 1	8,3	76	125	18
36380F50071A18	7 G 1	9,9	101	165	18
36380F50121A18	12 G 1	11,8	160	250	18
36380F50181A18	18 G 1	14,2	243	370	18
36380F50251A18	25 G 1	17	320	500	18
36380F51020A16	2 x 1,5	7	51	85	16
36380F50031A16	3 G 1,5	7,6	72	105	16
36380F50041A16	4 G 1,5	8,4	86	135	16
36380F50051A16	5 G 1,5	9,1	106	160	16
36380F50071A16	7 G 1,5	11,1	140	220	16
36380F50121A16	12 G 1,5	13,2	224	330	16
36380F50181A16	18 G 1,5	15,9	340	490	16
36380F50251A16	25 G 1,5	19	461	670	16
36380F51020A14	2 x 2,5	8,9	89	140	14
36380F50031A14	3 G 2,5	9,2	106	155	14
36380F50041A14	4 G 2,5	10,1	130	195	14
36380F50051A14	5 G 2,5	11,2	160	235	14
36380F50071A14	7 G 2,5	13,3	219	325	14
36380F50121A14	12 G 2,5	16,4	369	520	14
36380F50181A14	18 G 2,5	18,1	517	690	14
36380F50251A14	25 G 2,5	21,7	706	915	14
36380F50031A12	3 G 4	10,7	165	235	12
36380F50041A12	4 G 4	11,8	199	280	12
36380F50051A12	5 G 4	13,2	243	340	12
36380F50031A10	3 G 6	13,4	220	355	10
36380F50041A10	4 G 6	14,5	301	425	10
36380F50051A10	5 G 6	16,2	369	515	10
36380F50041A08	4 G 10	18,6	475	670	8
36380F50051A08	5 G 10	19,2	588	820	8
36380F50041A06	4 G 16	21,7	725	980	6
36380F50051A06	5 G 16	22,4	860	1210	6
36380F50041A04	4 G 25	24	1040	1515	4
36380F50051A04	5 G 25	27,7	1290	1790	4
36380F50041A02	4 G 35	27	1415	1910	2
36380F50041A01	4 G 50	28,1	1970	2715	1

Other dimension and colours available on request.