


FLEXIDRUM® R 503



ELETTROTEK KABEL® FLEXIDRUM® R 503
 cULus AWM style 10492/21223 80° 600, 1000 V
 AWM II A/B 80°C 1000 V FT1



Suitable for reeling application

Suitable for festoon application

Construction:

Conductor:	flexible red copper conductor Cl. 6, acc to IEC 60228, DIN VDE 0295
Insulation:	GAALTHERM® 585
Cores color:	<i>Construction in layer/s (eg 4G, 12G, 30G):</i> black cores with consecutive numbers acc. to EN 50334 + green-yellow <i>Construction 3+3 (eg 3x25+3G4):</i> 3 black conductors numbered + 3 green-yellow conductors divided in 3 inestices <i>Construction in pairs (eg 6x(2x1)C):</i> black cores with consecutive numbers acc. to EN 50334
Central unit:	core element (if necessary)
Stranding:	<i>Construction in layer/s (eg 4G, 12G, 30G):</i> in layers with special yarns between cores + plastic tape between layers <i>Construction 3+3 (eg 3x25+3G4):</i> phase units laid up with earth-conductors in interstices, with special yarns between phases + fillers (if necessary) <i>Construction in pairs (eg 6x(2x1)C):</i> cores twisted in pairs + plastic foil / tinned copper braid / plastic foil / GAALTHERM® 585 sheath, pairs in layers around central unit + filler (if necessary)
Wrapping:	non-woven tape or plastic tape
Inner sheath:	PUR compound
Supporting screen:	anti-twisting protection of textile braid
Outer sheath:	black (similar to RAL 9005), PUR compound

Technical data:

Nominal voltage:	U ₀ /U 0,6/1 kV
Nominal voltage UL:	1000 V
Test voltage:	4 kV
Temperature range DIN VDE:	
<i>Fixed laying:</i>	-50°C up to +90°C
<i>Flexible installation:</i>	-40°C up to +90°C
Temperature range UL:	
<i>Fixed laying:</i>	up to +80°C
<i>Flexible installation:</i>	up to +80°C
Max. temperature on conductor:	+ 90°C
Max. temperature in short circuit:	+ 250 °C
Min. bending radius:	
<i>Fixed laying:</i>	5 x d
<i>Flexible laying:</i>	7,5 x d
Tensile strenght:	
<i>Static</i>	50 N/mm ²
<i>Dynamic:</i>	20 N/mm ²
Max. torsion:	± 25°/1mt.
Max speed (main application):	180 m/min

Resistance:



Self-extinguishing and flame retardant acc. to:
 DIN VDE 0482 part 265-2-1
 EN 50265-2-1
 IEC 60332-1-2
 UL-VW-1, CSA FT-1



Halogen-free acc. to:
 DIN VDE 0482 part 267,
 EN 50267-2-1,
 IEC 60754-1



Oil resistance acc. to:
 DIN VDE 0473 part 811-2-1
 IEC EN 60811-2-1

Features:

- UV resistance: very good
- chemical resistance: good
- small outer diameter
- reduced cable weight
- high winding and unwinding strength

cULus AWM style 10492/21223 80° 600, 1000 V
 AWM II A/B 80°C 1000 V FT1

for SPEED and MINIMUM BENDING RADIUS
 see pages from 2 to 8 of catalogue

RoHS and CE approval



Applications:



FLEXIDRUM® R 503
 is used on heavy appliances like motor cable
 reel hoists, transport systems, movable
 motors and farm vehicles with high
 mechanical stress

CABLE REELS

FLEXIDRUM® R 503



ELETTROTEK KABEL® FLEXIDRUM® R 503
 cULus AWM style 10492/21223 80° 600, 1000 V
 AWM II A/B 80°C 1000 V FT1



Suitable for reeling application

Suitable for festoon application

Part no.	No. of cores x cross section n x mm ²	Outer-Ø ca.mm ± 10%	Copper weight kg/km	Cable weight approx. kg/km	Tensile strength N	AWG no.*)
01120G70041A16	4G1,5	9,4	57,6	135	2000	16
01120G70051A16	5G1,5	10,1	72	160	2000	16
01120G70071A16	7G1,5	11,1	101	210	2500	16
01120G70121A16	12G1,5	13,6	172,8	310	3000	16
01120G70181A16	18G1,5	15,7	259,2	420	3500	16
01120G70241A16	24G1,5	18,8	345	560	4000	16
01120G70361A16	36G1,5	25,4	518,4	992	-	16
01120G70041A14	4G2,5	11	96	195	2500	14
01120G70051A14	5G2,5	12	120	235	2500	14
01120G70071A14	7G2,5	13,8	168	305	3000	14
01120G70121A14	12G2,5	17	288	460	3500	14
01120G70181A14	18G2,5	20	432	695	4000	14
01120G70241A14	24G2,5	23,2	576	925	4500	14
01120G70301A14	30G2,5	23,7	720	1250	5000	14
01120G70361A14	36G2,5	27,8	864	1410	5700	14
01120G70041A12	4G4	12,5	153,6	275	2500	12
01120G70041A10	4G6	14,9	230,4	390	3000	10
01120G70041A08	4G10	18	384	570	4000	8
01120G70041A06	4G16	21,5	614,4	915	4500	6
01120G70041A04	4G25	25,5	960	1360	5500	4
01120G70041A02	4G35	29,2	1344	1865	7000	2
01120G70041A01	4G50	34,5	1920	2650	9000	1
01120G70051A12	5G4	14,3	192	365	-	12
01120G70051A08	5G10	19,6	480	730	4000	8
01120G70051A06	5G16	23,6	768	1110	5500	6
01120G70051A04	5G25	28,3	1200	1685	6000	4
01120G70037A04	3x25+3G4	23,2	835	1105	5000	4
01120G70037A02	3x35+3G6	26,5	1180	1525	6000	2
01120G70037A01	3x50+3G10	31	1728	2155	7000	1
01120G70037A2C	3x70+3G16	36,4	2477	3100	8000	2/0
01121G70062A18	6x(2x1)C	20,1	204	455	2500	18

Other dimensions and colors available on request.