

GAALFLEX® VFD NYCWY

Power cable with concentric copper conductor, connection to frequency converters, 0,6/1 kV



ELETTROTEK KABEL® GAALFLEX® VFD NYCWY

Construction:

Conductor:	solid or stranded red copper conductor Cl. 1 or 2, acc. to IEC 60228, DIN VDE 0295 10-16 mm ² - round solid cores 25-240 mm ² - stranded conductor
Insulation:	PVC type DIV4
Cores color:	acc. to DIN VDE 0293-308, HD 308 S2
Stranding:	in layers
Inner sheath:	filler compound
Screen:	concentric conductor of corrugated copper wires + copper tape
Outer Sheath:	black (similar RAL 9005), PVC type DMV5

Resistance:



Self-extinguishing and flame retardant acc. to:
DIN VDE 0482 part 265-2-1,
EN 50265-2-1,
IEC 60332-1-2





Technical data:

Nominal voltage:	U ₀ /U 0,6/1 kV
Test voltage:	4 kV
Highest voltage:	
<i>Direct current system:</i>	1,8 kV
<i>Alternating current systems, single-phase system:</i>	1,4 kV
<i>One conductor earthed three phase systems:</i>	700 V
<i>One conductor earthed three phase systems:</i>	1,2 kV
<i>With concentric conductor and a cross-section of 240 mm² and above:</i>	3,6 kV
Temperature range	
<i>Fixed laying:</i>	- 30 °C up to + 70 °C
<i>Flexible installation:</i>	- 5 °C up to + 50 °C
Min. bending radius	
<i>Single core:</i>	15 x d
<i>Multi core:</i>	12 x d
Max tensile stress:	50 N/mm ²

Features:

Acc. to DIN VDE 0276 part 603, HD 603 S1
and IEC 60502

RoHS and CE approval

-  re: circular solid conductor
-  rm: circular stranded conductor
-  sm: sector-shaped stranded conductor
-  se: sector-shaped solid conductor



Applications:

suitable especially for underground laying,
for example in subscriber networks, power stations
also as control cable for transmission of control impulses
and test data

GAALFLEX® VFD CABLES

GAALFLEX® VFD NYCWY

Power cable with concentric copper conductor, connection to frequency converters, 0,6/1 kV



ELETTROTEK KABEL® GAALFLEX® VFD NYCWY

Part no.	No. of cores x cross section n x mm ²	Outer Ø Ca. mm ±10%	Copper weight kg/km	Cable weight approx. kg/km	AWG no.*)
33250G73020M61	2 x 10 re / 10	19	312	650	8
33250G73020M62	2 x 16 re / 16	21	489	850	6
33250G73020M63	2 x 25 rm / 25	24	763	1210	4
33250G73030M61	3 x 10 re / 10	19,5	408	730	8
33250G73030M62	3 x 16 re / 16	22	643	1000	6
33250G73030M63	3 x 25 rm / 16	26	902	1550	4
33250G73030M64	3 x 35 sm / 16	27	1190	1750	2
33250G73030M65	3 x 50 sm / 25	29	1723	2250	1
33250G73030M66	3 x 70 sm / 35	33	2410	2950	2/0
33250G73030M67	3 x 95 sm / 50	38	3296	4100	3/0
33250G73030M68	3 x 120 sm / 70	41	4236	5050	4/0
33250G73030M69	3 x 150 sm / 70	45	5100	6000	250 MCM
33250G73030M70	3 x 185 sm / 95	50	6383	7550	350 MCM
33250G73030M71	3 x 240 sm / 120	57	8242	9950	450 MCM
33251G73030M63	3 x 25 rm / 25	26	1003	1600	4
33251G73030M64	3 x 35 sm / 35	27,5	1402	1850	2
33251G73030M65	3 x 50 sm / 50	29,5	2000	2450	1
33251G73030M66	3 x 70 sm / 70	34	2796	3350	2/0
33251G73030M67	3 x 95 sm / 95	38,5	3791	4550	3/0
33251G73030M68	3 x 120 sm / 120	42	4786	5550	4/0
33251G73030M69	3 x 150 sm / 150	46	5970	6900	250 MCM
33251G73030M70	3 x 185 sm / 185	51	7363	8500	350 MCM
33250G73040M61	4 x 10 re / 10	20,5	504	890	8
33250G73040M62	4 x 16 re / 16	23,5	796	1250	6
33250G73040M63	4 x 25 rm / 16	28	1142	1800	4
33250G73040M64	4 x 35 sm / 16	29	1526	2050	2
33250G73040M65	4 x 50 sm / 25	33	2203	2700	1
33250G73040M66	4 x 70 sm / 35	37	3082	3750	2/0
33250G73040M67	4 x 95 sm / 50	43,5	4208	5000	3/0
33250G73040M68	4x120 sm / 70	47,2	5388	6350	4/0
33250G73040M69	4 x 150 sm / 70	51	6540	7650	250 MCM
33250G73040M70	4 x 185 sm / 95	56	8159	9350	350 MCM
33250G73040M71	4 x 240 sm / 120	62,5	10546	11600	450 MCM

Other dimension and colours available on request.