


GAALFLEX® VFD 2XSLCHK-J


acc. to CPR UE 305/11, EN 50575:2014 + A1:2016, Dca-S1b, d2, a1



ELETTROTEK KABEL® GAALFLEX® VFD 2XSLCHK-J, Dca-S1b, d2, a1



ELETTROTEK KABEL® GAALFLEX® VFD 2XSLCHK-J, Dca-S1b, d2, a1



Construction:

Conductor:	flexible red copper conductor Cl. 5, acc to IEC 60228, DIN VDE 0295
Insulation:	special XLPE compound
Cores color:	acc. to DIN VDE 0293-308, HD 308 S2 3 conductors + 3 earth conductors: grey, brown, black and green/yellow divided in interstices 4 cores: green/yellow, brown, black, grey
Stranding:	in layers
Screen:	aluminium tape + PETP foil and tinned copper braid
Outer Sheath:	black (similar RAL 9005), special halogen-free compound

Technical data:

Nominal voltage:	U ₀ /U 0,6/1 kV
Test voltage:	4 kV
Max. operating voltage:	A.C. and 3 phase 0,7/1,2 kV D.C. operation 0,9/1,8 kV
Peak value \hat{U}:	1,7 kV
Temperature range	
<i>Fixed laying:</i>	- 40 °C up to + 90 °C
<i>Flexible installation:</i>	- 15 °C up to + 90 °C
Max. temperature on conductor:	+ 90°C
Max. temperature in short circuit:	+ 250 °C
Min. bending radius	
<i>Fixed laying:</i>	up to 12 mm: 5 x d > 12 to 20 mm: 7,5 x d > 20 mm: 10 x d
<i>Flexible application:</i>	up to 12 mm: 10 x d > 12 to 20 mm: 15 x d > 20 mm: 20 x d
Insulation resistance:	min. 200 MOhm x km
Radiation resistance:	up to 80x10 ⁶ cJ/kg
Coupling resistance:	depending on the cross-section: max. 250 Ohm/km
Mutual capacitance (4 conductors version):	depending on the cross-section core/core 70 to 250 nF/km core/screen 110 to 410 nF/km

Resistance:



Self-extinguishing and flame retardant acc. to:

DIN VDE 0482 part 265-2-1,
EN 50265-2-1,
IEC 60332-1-2,
DIN VDE 0482 part 266-4-2,
EN 50266-4-2,
IEC 60332-3-24



Oil Resistant:

acc. to IEC 60811-404



Halogen-free acc. to:

DIN VDE 0482, part 267
EN 50267-2-1,
IEC 60754-1



Corrosiveness of conflagration gases acc. to:

DIN VDE 0482 part 267
EN 50267-2-2
IEC 60754-2



Low smoke density acc. to:

DIN VDE 0482 part. 268-1-2
IEC 61034-1-2

Features:

Suitable for Mining applications!

UV resistant
outdoor use
acc. to DIN VDE 0250
EMC (electromagnetic compatibility)
acc. to EN 55011 and DIN VDE 0875 part 11
low mutual capacitance
low coupling resistance
installation in hazardous areas
low coupling resistance for high electromagnetic compatibility
acc. to CPR UE 305/11, EN 50575:2014 + A1:2016, Dca-S1b,d2,a1
classification (CEI UNEL 35016), EN 13501-6

RoHS and CE approval



Applications:

suitable in plants and buildings, as a supply and connecting cable for medium mechanical stresses in fixed installations and forced movements in dry, moist and wet environments for outdoor applications. Used in the automobile industry, food industry, environmental engineering, packaging industry, toolmaking machinery, handling equipment, for SIMOVERT drivers, they are particularly suitable for use with industrial pumps, ventilators, conveyor belts and air-conditioning installations and similar applications.


GAALFLEX® VFD CABLES

GAALFLEX® VFD 2XSLCHK-J


acc. to CPR UE 305/11, EN 50575:2014 + A1:2016, Dca-S1b, d2, a1



ELETTROTEK KABEL® GAALFLEX® VFD 2XSLCHK-J, Dca-S1b, d2, a1



ELETTROTEK KABEL® GAALFLEX® VFD 2XSLCHK-J, Dca-S1b, d2, a1



Part no.	No. of cores x cross section n x mm ²	Outer-Ø ca. mm ± 10%	Copper weight kg/km	Cable weight approx. kg/km	AWG no. *)
33050G72041M15	4 G 1,5	11,3	95	230	16
33050G72071M15	7 G 1,5	12,9	151	310	16
33050G72041M25	4 G 2,5	12,4	150	300	14
33050G72071M25	7 G 2,5	14	265	450	14
33050G72041M40	4 G 4	13,6	235	485	12
33050G72041M60	4 G 6	14,8	320	630	10
33050G72041M61	4 G 10	19,3	533	794	8
33050G72041M62	4 G 16	22,6	789	1138	6
33050G72041M63	4 G 25	26,9	1236	1843	4
33050G72041M64	4 G 35	30,2	1662	2610	2
33050G72041M65	4 G 50	35,5	2345	2933	1
33050G72041M66	4 G 70	40,1	3196	3940	2/0
33050G72041M67	4 G 95	44,8	4316	5270	3/0
33050G72041M68	4 G 120	49,6	5435	6558	4/0
33050G72041M69	4 G 150	55,5	6394	7078	250 MCM
33050G72041M70	4 G 185	62,6	7639	8408	350 MCM
33050G72041M71	4 G 240	66,6	10017	11113	450 MCM
33050G72041M72	4 G 300	71,5	12570	13800	550 MCM
33050G72037M15	3 x 1,5 + 3 G 0,25	10,8	89	186	16 / 24
33050G72037M25	3 x 2,5 + 3 G 0,5	11,8	148	252	14 / 20
33050G72037M40	3 x 4 + 3 G 0,75	12,9	224	384	12 / 19
33050G72037M60	3 x 6 + 3 G 1	14,6	298	501	10 / 18
33050G72037M61	3 x 10 + 3 G 1,5	16,6	491	630	8 / 16
33050G72037M62	3 x 16 + 3 G 2,5	19,3	723	845	6 / 14
33050G72037M63	3 x 25 + 3 G 4	22,9	1137	1322	4 / 12
33050G72037M64	3 x 35 + 3 G 6	25,1	1535	1782	2 / 10
33050G72037M65	3 x 50 + 3 G 10	30,1	2182	2559	1 / 8
33050G72037M66	3 x 70 + 3 G 10	34,5	2871	3325	2/0 / 8
33050G72037M67	3 x 95 + 3 G 16	38,9	3953	4566	3/0 / 6
33050G72037M68	3 x 120 + 3 G 16	42,1	4836	5609	4/0 / 6
33050G72037M69	3 x 150 + 3 G 25	47,5	5412	6301	250 MCM / 4
33050G72037M70	3 x 185 + 3 G 35	52,3	7023	7892	350 MCM / 2
33050G72037M71	3 x 240 + 3 G 42,5	58,2	9130	10358	450 MCM / 1
33050G72037M72	3 x 300 + 3 G 50	69,5	11050	11560	550 MCM / 1

Other dimension and colours available on request.