


INDUSTRIAL MEDIUM VOLTAGE CABLES

RG7HI(O)NR



ELETTROTEK KABEL® RG7H10NR



Construction:

Conductor:	stranded red copper conductor Cl. 2, acc.to IEC 60228
Inner semi-conductive layer:	semi-conducting compound
Insulation:	rubber type G7
Outer semi-conductive layer:	semi-conducting rubber compound
Screen:	red copper tape
Inner sheath:	not hygroscopic filler
Armour:	steel tape
Outer sheath:	red (RAL 3000), PVC type RZ

Resistance:



Flame retardant acc. to:
DIN VDE 0482 part 265-2-1
EN 50265-2-1
EN 60332-1-2

Technical data:

Nominal voltage:	U _o /U 1,8/3 kV, U _o /U 3,6/6 kV, U _o /U 6/10 kV, U _o /U 8,7/15 kV, U _o /U 12/20 kV, U _o /U 18/30 kV U _o /U 26/45 kV
Test voltage:	U _o /U 1,8/3 kV = 6 kV, U _o /U 3,6/6 kV = 11 kV, U _o /U 6/10 kV = 17 kV, U _o /U 8,7/15 kV = 24 kV, U _o /U 12/20 kV = 29 kV, U _o /U 18/30 kV = 45 kV
Max. operating voltage:	U _o /U 1,8/3 kV = U _m 3,6 kV U _o /U 3,6/6 kV = U _m 7,2 kV U _o /U 6/10 kV = U _m 12 kV U _o /U 8,7/15 kV = U _m 17,5 kV U _o /U 12/20 kV = U _m 24 kV U _o /U 18/30 kV = U _m 36 kV U _o /U 26/45 kV = U _m 52 kV
Temperature range:	- 15 °C up to + 90 °C
Max short circuit temperature:	+ 250 °C
Min installation temperature:	0 °C
Min. bending radius:	16 x d
Max. tensile stress:	60 N/mm ²

Features:

according to IEC 60502-2

1,8/3 kV (U_m 3,6 kV)


Part no.	No.of cores x cross section n x mm ²	Outer-Ø ca.mm ± 10%	Cable weight approx. kg/km	AWG no.*)
48020KR1030M61	3x10	30,5	1343	8
48020KR1030M62	3x16	32,5	1642	6
48020KR1030M63	3x25	35,5	1990	4
48020KR1030M64	3x35	37,5	2388	2
48020KR1030M65	3x50	40,5	2985	1
48020KR1030M66	3x70	44,5	3861	2/0
48020KR1030M67	3x95	48	4876	3/0
48020KR1030M68	3x120	52	5871	4/0
48020KR1030M69	3x150	55,5	6915	250 MCM
48020KR1030M70	3x185	59,5	8278	350 MCM
48020KR1030M71	3x240	65	10393	450 MCM
48020KR1030M72	3x300	70,5	13154	550 MCM
48020KR1030M73	3x400	77,5	15821	750 MCM

INDUSTRIAL MEDIUM VOLTAGE CABLES

RG7HI(O)NR



ELETTROTEK KABEL® RG7H1ONR



3,6/6 kV (Um 7,2 kV)

Part no.	No. of cores x cross section n x mm ²	Outer-Ø ca. mm ± 10%	Cable weight approx. kg/km	AWG no. *)
4802MR1030M61	3x10	36	1525	8
4802MR1030M62	3x16	37,5	1812	6
4802MR1030M63	3x25	40,5	2267	4
4802MR1030M64	3x35	43	2723	2
4802MR1030M65	3x50	46	3544	1
4802MR1030M66	3x70	49,5	4455	2/0
4802MR1030M67	3x95	53,5	4554	3/0
4802MR1030M68	3x120	57,5	6336	4/0
4802MR1030M69	3x150	60,5	7623	250 MCM
4802MR1030M70	3x185	64,5	9009	350 MCM
4802MR1030M71	3x240	70	11187	450 MCM
4802MR1030M72	3x300	76	13662	550 MCM
4802MR1030M73	3x400	82,5	16731	750 MCM

6/10 kV (Um 12 kV)

Part no.	No. of cores x cross section n x mm ²	Outer-Ø ca. mm ± 10%	Cable weight approx. kg/km	AWG no. *)
4802QR1030M61	3x10	39,5	2607	8
4802QR1030M62	3x16	41,5	2965	6
4802QR1030M63	3x25	44,3	3453	4
4802QR1030M64	3x35	47,5	4040	2
4802QR1030M65	3x50	50	4617	1
4802QR1030M66	3x70	54,5	5622	2/0
4802QR1030M67	3x95	58,5	6746	3/0
4802QR1030M68	3x120	62	7831	4/0
4802QR1030M69	3x150	65,5	8965	250 MCM
4802QR1030M70	3x185	69	10408	350 MCM
4802QR1030M71	3x240	75,5	12756	450 MCM
4802QR1030M72	3x300	81,5	15258	550 MCM

12/20 kV (Um 24 kV)

Part no.	No. of cores x cross section n x mm ²	Outer-Ø ca. mm ± 10%	Cable weight approx. kg/km	AWG no. *)
4802UR1030M63	3x25	57,6	4826	4
4802UR1030M64	3x35	58,3	5393	2
4802UR1030M65	3x50	61	6099	1
4802UR1030M66	3x70	65,5	7214	2/0
4802UR1030M67	3x95	69,5	8448	3/0
4802UR1030M68	3x120	73	9602	4/0
4802UR1030M69	3x150	76,5	10826	250 MCM
4802UR1030M70	3x185	80,5	12338	350 MCM
4802UR1030M71	3x240	86,8	14510	450 MCM
4802UR1030M72	3x300	93,5	17300	550 MCM

18/30 kV (Um 36 kV)


Part no.	No. of cores x cross section n x mm ²	Outer-Ø ca. mm ± 10%	Cable weight approx. kg/km	AWG no. *)
4802XR1030M64	3x35	75,5	7760	2
4802XR1030M65	3x50	76	8210	1
4802XR1030M66	3x70	78	9460	2/0
4802XR1030M67	3x95	81	10810	3/0
4802XR1030M68	3x120	84,5	12080	4/0
4802XR1030M69	3x150	89	13420	250 MCM
4802XR1030M70	3x185	93	15070	350 MCM
4802XR1030M71	3x240	98	17550	450 MCM

INDUSTRIAL MEDIUM VOLTAGE CABLES

RG7HI(O)NR



ELETTROTEK KABEL® RG7H10NR



26/45 kV (Um 52 kV)

Part no.	No. of cores x cross section n x mm ²	Outer-Ø ca. mm ± 10%	Cable weight approx. kg/km	AWG no. *)
48020ZR1030M66	3x70	92,7	9157	2/0
48020ZR1030M67	3x95	95,6	10500	3/0
48020ZR1030M68	3x120	98,7	11980	4/0
48020ZR1030M69	3x150	100,3	12450	250 MCM
48020ZR1030M70	3x185	103,9	13990	350 MCM

* For cables laying in earth a screen-cross section of 16 mm is permitted.

Other dimensions and colours available on request.